


INDUX E300 Heat Recovery Ventilation Unit



Self Contained - Through Wall Mounted

equipment offering further flexibility. For summer operation the heat exchanger can be removed and replaced with a plastic divider board to provide positive cooling to rooms. Washable filters are fitted on both supply and extract air

streams and located behind the internal grilles for simple access and periodical cleaning.

Electrical

90w 240v 50Hz Normal running consumption 60w

Typical Installations

- Eliminates lingering odours
- Reduces condensation
- Saves heat - 70% heat recovery
- Saves money on heating bills
- Provides clean Fresh Air
- Warm in winter
- Cool in summer
- Saves waste heat
- Saves energy - saves money
- Controls indoor pollution, smoke, smells, dust mites
- Made from recycled plastics - helps world resources

How it works

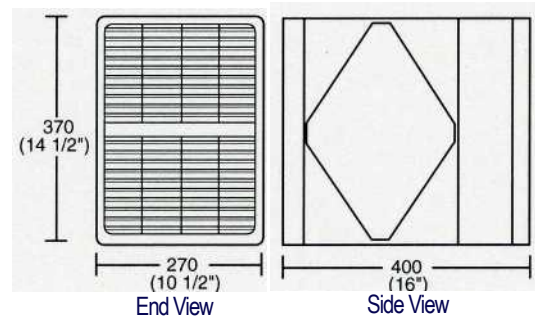
The E300 uses 2 specially developed mix flow fans to simultaneously supply and extract air. Both streams are passed through a plastic heat exchanger which extracts heat from the stale exhaust air and pre-warms fresh air supply. Extract and supply air streams do not touch. The heat exchanger consumes no power. High Performance is achieved because of the special fan design which develops high pressure at low noise levels. High Efficiency is achieved because of a breakthrough in the technology of heat exchanger manufacture. The all polymer welded construction provides up to 70% heat recovery by using maximum possible plate area with minimum pressure drop.

Performance

The E300 is fully controllable by use of a dedicated 3 speed controller. Automatic On/Off control or switching to boost is easily achieved. A separate humistat can be used in conjunction with this

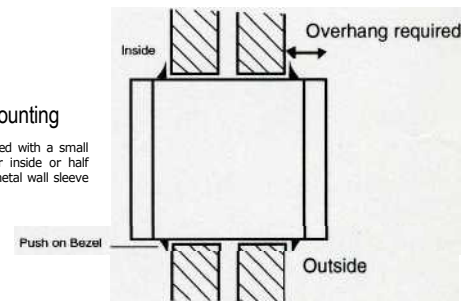
Applications

The E300 unit is suitable for use in all rooms in the house and is ideal for controlling moisture and odours. Low noise and no requirement for make-up air means that E300 is also perfect for offices, classrooms, hotel suites, toilet areas, function rooms etc. E300 heat recovery also makes the unit ideal for swimming pools, examination rooms, changing rooms, laundries, virtually all environments where ventilation and fresh air are required.



External Wall Mounting

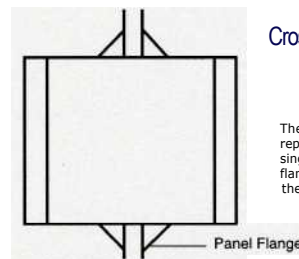
The unit can be mounted with a small overhang to outside or inside or half and half. A telescopic metal wall sleeve is available if required.



Cross Sectional Details Panel

Mounting

The unit can be mounted in a replacement window panel or single leaf wall with a panel flange kit which is moulded in the same material as the unit case.



Performance Chart

Heat Recovery m ³ /hr (cfm)	Extract	Supply
Boost	300 (175)	270 (160)
Normal	210 (125)	190 (110)
Low	75 (45)	70 (40)
Summer Operation m ³ /hr (cfm)	Extract	Supply
Boost	40 (235)	400 (235)
Normal	300 (175)	300 (175)
Low	100(60)	100(60)